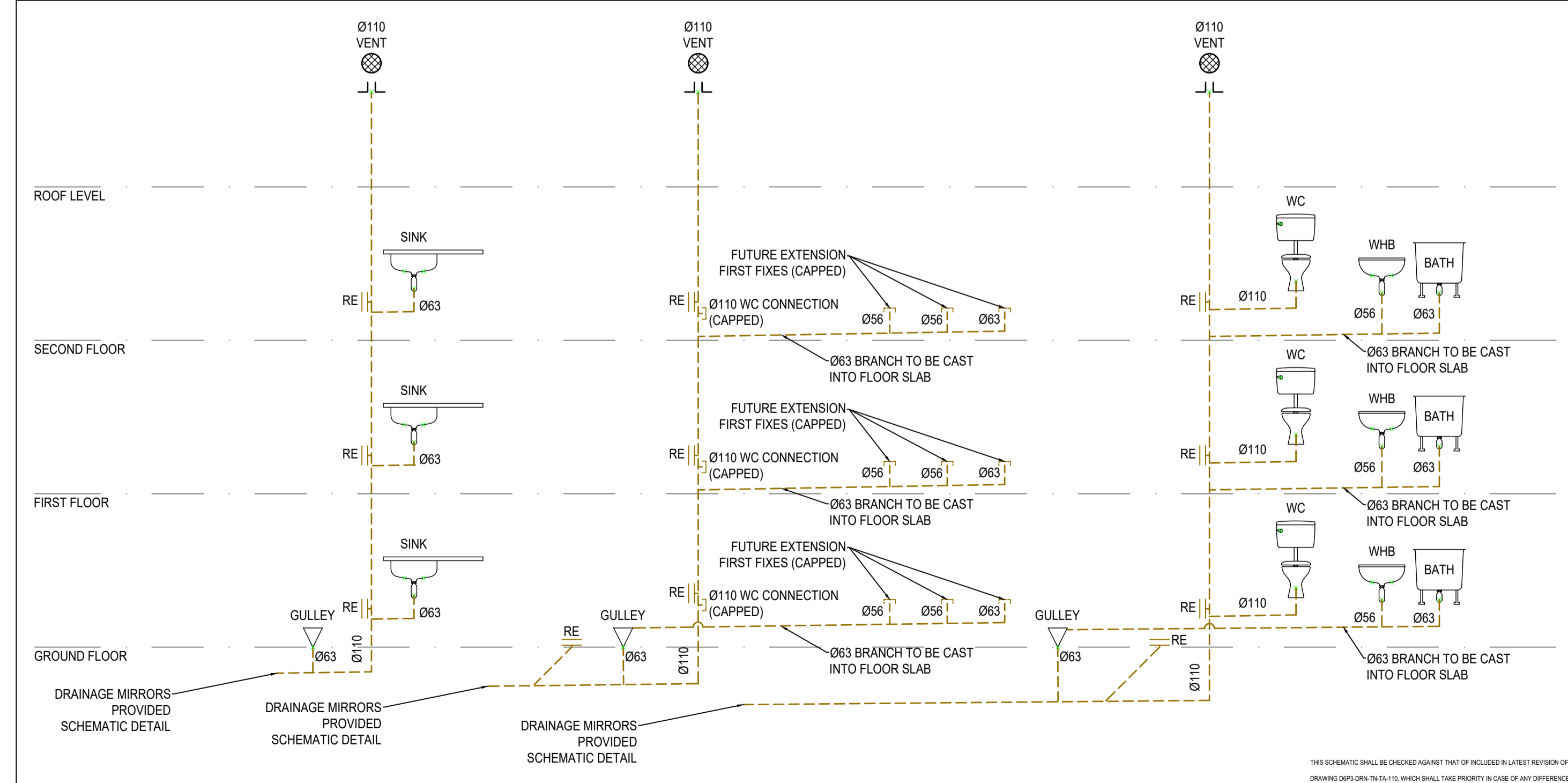
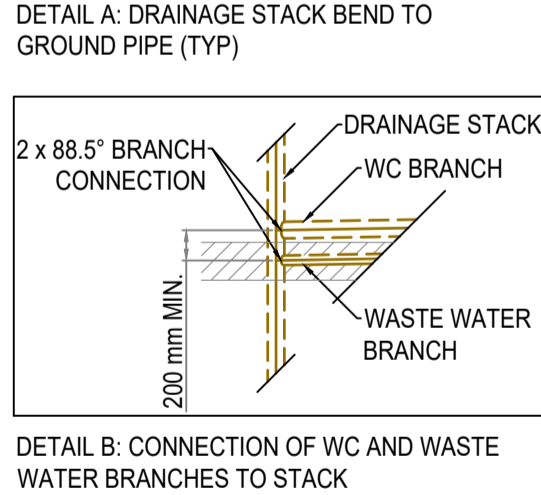
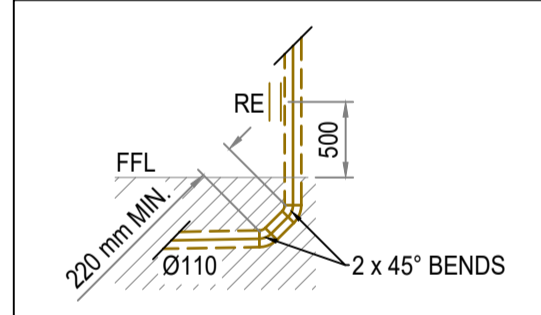


ROOF LEVEL

**LEGEND:**

	DRAINAGE PIPE
	DRAINAGE CONNECTION (CAPPED)
	RODDING EYE (RE) VERTICAL
	RODDING EYE (RE) HORIZONTAL
	GULLY
	DRAINAGE MANHOLE

- DRAWING NOTES:**
- THIS IS NOT AN INSTALLATION DRAWING.
  - THIS DRAWING SHALL BE READ IN CONJUNCTION WITH THE MECHANICAL AND ELECTRICAL SERVICES DRAWINGS AND SPECIFICATIONS, AS WELL AS THE RELEVANT ARCHITECTURAL, STRUCTURAL, AND CIVIL DRAWINGS.
  - REFER TO THE ARCHITECTURAL DRAWINGS FOR BUILDING DIMENSIONAL INFORMATION.
  - DO NOT SCALE FROM THIS DRAWING.
- INSTALLATION NOTES:**
- ALL DRAINAGE PIPING SHALL BE OF A HDPE CONSTRUCTION, AND SHALL BE INSTALLED IN ACCORDANCE WITH THE RELEVANT SUPPLIER SPECIFICATIONS.
  - WASTE WATER BRANCHES SHALL BE CAST INTO THE FLOOR SLAB WITH A FALL OF AT LEAST 1:80.
  - WC DRAINAGE PIPES SHALL BE ROUTED ABOVE THE FLOOR SLAB WITH A FALL OF AT LEAST 1:80.
  - ALL WC AND WASTE WATER CONNECTIONS TO A DRAINAGE STACK SHALL COMPLY WITH THE REQUIREMENTS OF DETAIL B.
  - ALL DRAINAGE STACK BENDS TO A HORIZONTAL ROUTE SHALL COMPLY WITH THE REQUIREMENTS OF DETAIL A.
  - ALL FUTURE EXTENSION CONNECTIONS SHALL BE CAPPED.
  - ALL DRAIN VENT SHALL BE LOCATED 3 m AWAY FROM THE NEAREST WINDOW OR OPENING TO OCCUPIABLE SPACE.
  - DRAIN VENTS WITHIN 3 m FROM A WINDOW OF OPENING SHALL BE POSITIONED AT LEAST 500 mm ABOVE SUCH WINDOW OR OPENING.



SCHEMATIC

NOT TO SCALE

Rev	Date	Description of changes	By
1	15/10/20	FOR COUNCIL SUBMISSION	NE
REVISIONS			

Client

Department: Rural Development and Land Reform  
REPUBLIC OF SOUTH AFRICA

DRDLR: Office of the Regional Land Claims Commissioner: WC  
Department of Rural Development and Land Reform  
14 Long Street  
Cape Town

TEL: +27-21-409 3500  
FAX: +27-21-409 3501

Consultant

# ARUP

Shop 101, 1st Floor Clock Tower, V&A Waterfront  
Cape Town South Africa  
PO Box 50231, Waterfront 8002  
t +27 (0)21 409 3500  
f +27 (0)21 409 3501

APPROVED  
THE MASTER HELD AT ARUP BEARS THE ORIGINAL SIGNATURE OF APPROVAL

SIGNATURE: \_\_\_\_\_ NAME: \_\_\_\_\_ DATE: \_\_\_\_\_

Project

## DISTRICT SIX REDEVELOPMENT PHASE 3

Project Description

### RESTITUTION HOUSING PLUMBING SERVICES

Drawing Title

## APARTMENT BLOCK ROOF LEVEL DRAINAGE LAYOUT

Drawing Units	mm	Drawing Size	A1
Date	24 - 11 - 2014	Scale	1:50
Designed By	F.F	Checked By	F.F
Drawn By	RVDB	Approved By	S.G
Consultant Drawing No.	ERF 178161-D6P3.2-DRN-TN-TA-140	Rev	1
Project Drawing No.	ERF 178161-D6P3.2-DRN-TN-TA-140	Rev	1